


PRESS AND RELEASE THE **P1 BUTTON** ON THE RECEIVER.


WHILE THE RECEIVER LED IS FLASHING HOLD DOWN THE SILCA "AIR4 REMOTE CONTROL BUTTON UNTIL THE LED ON THE RECEIVER CHANGES FLASHING MODE.

WAIT 10 SECONDS AND TEST OPERATION.


**KEY<sup>®</sup>**  
**SUB 44R**




**NOVOFERM<sup>®</sup>**




**PROEM<sup>®</sup>**



**SEAV<sup>®</sup>**  
**RS3 BE HAPPY**



**SIMINOR<sup>®</sup>**



**SOMMER<sup>®</sup>**  
**4020 868**

