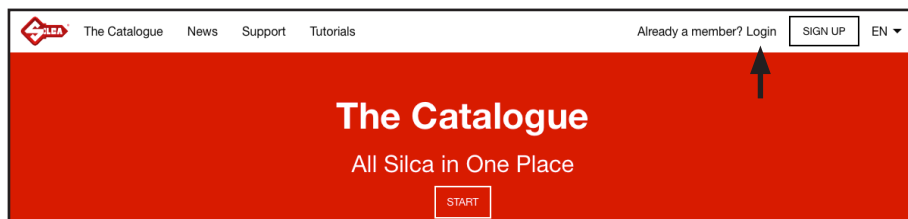
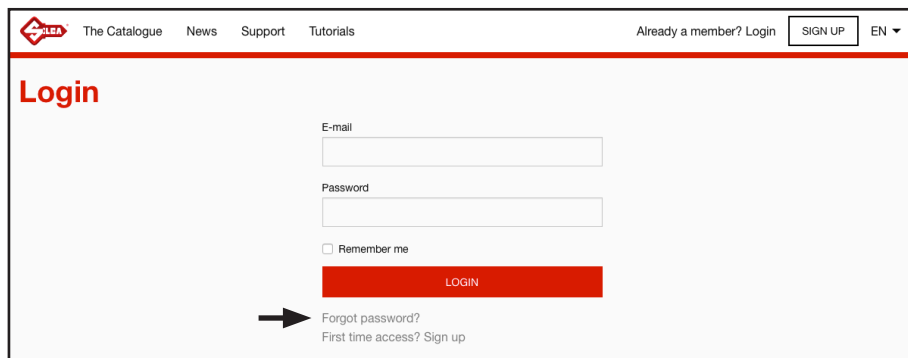


THE CATALOGUE - How to set a new password if you forgot it

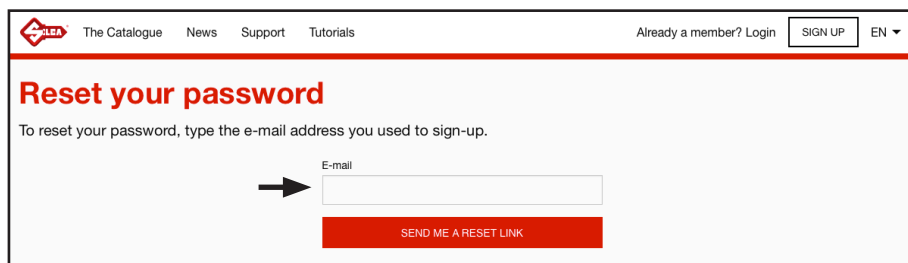
1 Go to the login page



2 Click on the link "Forgot password?"



3 Type the e-mail address you used to sign up to The Catalogue or EKC, then press on the "Send me a reset link" button.



4 Check your e-mail and click on the link in the message.

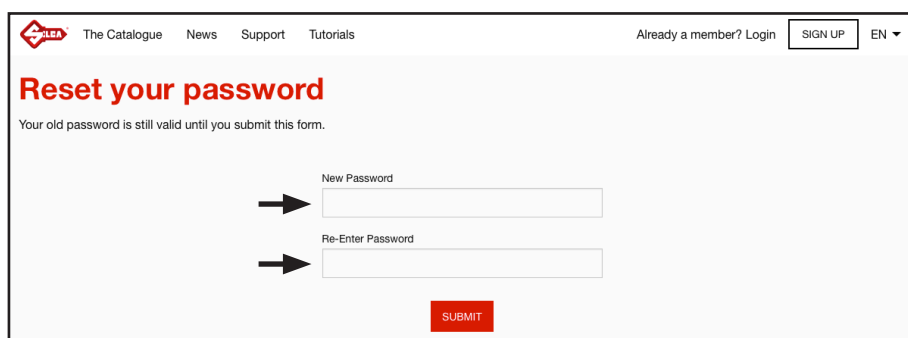
You have received this message because you requested to reset your password.

To reset your password, click or copy and paste the following link into your web browser:

<https://thecatalogue.silca.biz/passwordReset/5b17b95a2a210> ←

This password reset request is valid for 24 hours. After this period has elapsed, if you still need to reset your password you will need to issue a new reset request again.

5 Type the new password twice and click on "Submit".



6 Now you can log in using the new password.

