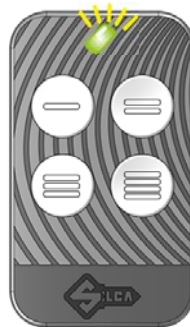


**1**  
PRESS AND HOLD DOWN **BUTTON 1** ON THE "AIR4".



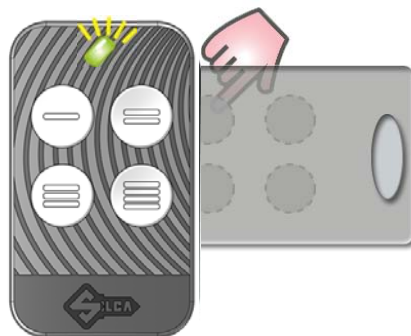
**2**  
AT THE SAME TIME PRESS **BUTTON 4** FOUR TIME.

**3**  
RELEASE BOTH BUTTONS OF "AIR4".



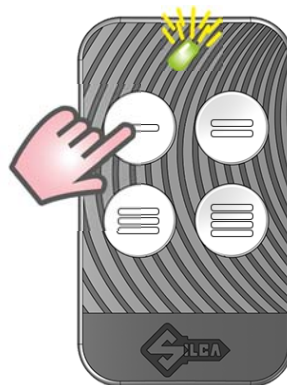
**4**  
"AIR4" REMOTE CONTROL LED WILL FLASH BRIEFLY ABOUT EVERY 2 SEC.

**5**  
PLACE THE REMOTE CONTROL TO BE CLONED BACK TO BACK WITH THE "AIR4".



**6**  
PRESS AND HOLD DOWN THE BUTTON TO BE COPIED FROM THE ORIGINAL REMOTE CONTROL.

**7**  
WAIT FOR THE "AIR4" LED TO START **FLASHING RAPIDLY** WHICH CONFIRMS THAT THE CODE HAS BEEN ACQUIRED. RELEASE THE ORIGINAL REMOTE CONTROL'S BUTTON.



**8**  
WHILE THE LED IS FLASHING, PRESS THE "AIR4" BUTTON TO WHICH THE CODE MUST BE TRANSFERRED AND HOLD DOWN UNTIL THE LED GOES OUT.